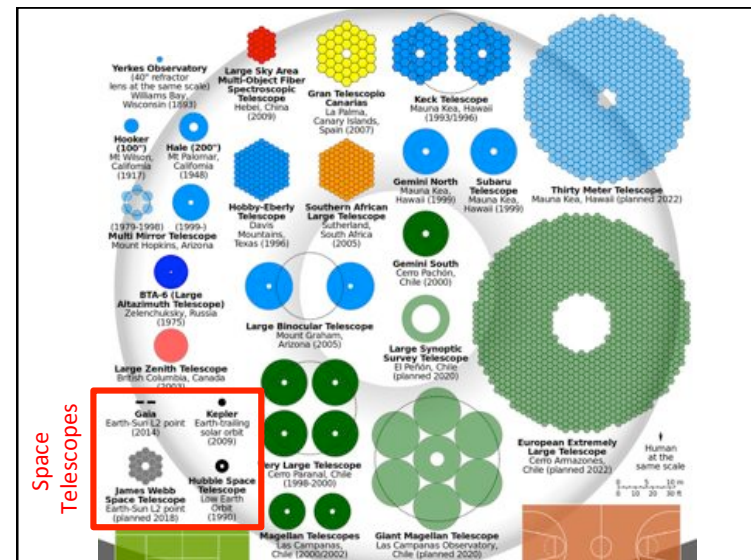


Legacy of the Hubble Space Telescope




Contents	
Introduction	Need for a space telescope Ground-based alternatives
History	Why the mirror was flawed How the optics were fixed
Legacy	Extending our understanding Touching the public consciousness
Future	Need for a space telescope Ground-based alternatives

Legacy of the Hubble Space Telescope 3




Legacy of the Hubble Space Telescope

Introduction



Telescopes have come a long way in the 400 years since Galileo.

Refractors (using lenses) gave way to reflectors (using mirrors) over a century ago as lenses larger than ~1 m in diameter are impractical.



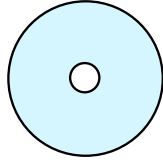
The quest for telescopes with larger mirrors is driven by two mirror characteristics that improve with size. Larger mirrors ...

- ... collect more light → see **fainter** objects
- ... have higher resolution → see **smaller** or more **distant** objects

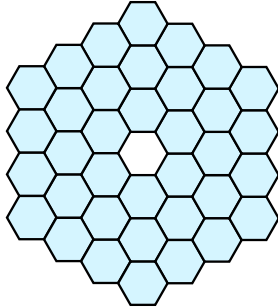
Legacy of the Hubble Space Telescope / Introduction 5

Introduction

In the latter part of the last century large telescopes have used multi-segment mirrors due to the difficulty of making monolithic mirrors over ~8 m in diameter.



Hale 5 m




Keck 10 m

Legacy of the Hubble Space Telescope / Introduction 6


Introduction

So if we have (large) telescopes on the ground, why put a (small) telescope in Earth orbit?

Larger mirrors do indeed collect more light than smaller ones but their higher resolution is compromised by the turbulence of the Earth's atmosphere.



Putting a telescope in Earth orbit, above the atmosphere, means that the telescope's resolution can be exploited to the full.





For the HST, the resolution is more than 10 times better. The 2.4 m diameter mirror in the HST was a result of the restriction that the entire telescope had to fit inside the cargo bay of the space shuttle.

Legacy of the Hubble Space Telescope / Introduction 7

History

- 1970 NASA started planning for a large space telescope (LST)
- 1974 Congress withdrew all funding
National Academy of Sciences lobbied senators
National letter-writing campaign
Senate agreed to (reduced) funding
Funding problems led to collaboration with ESA
- 1978 Congress funded LST project

Spacecraft construction → Lockheed
Optical Telescope Assembly → Perkin-Elmer



Legacy of the Hubble Space Telescope / History / Timeline 8

Legacy of the Hubble Space Telescope

History

- 1979 Construction of primary mirror begins



- 1981 Polishing of mirror complete
- 1981 Work on back-up mirror (made by Kodak) halted

History

- 1983 Originally planned launch date
LST named the Hubble Space Telescope (HST)



- 1984 Launch date put back due to Perkin-Elmer schedule slips
- 1985 Launch date put back due to Perkin-Elmer and Lockheed slips
- 1986 Budget exceeds \$1 billion and still rising
- 1986 Challenger disaster
- 1990 HST finally launched into Earth orbit

Total construction costs
estimated to be ~\$2.5 billion




Design

The HST is a Ritchey-Chrétien design – the primary mirror is **hyperbolic**.
The last big telescope to have a **parabolic** mirror is the Hale Telescope at Mount Palomar which has a 5 m (200") mirror.



The Mirror

Only when in orbit did the horror slowly dawn on those responsible for commissioning the telescope. **It would not focus.**



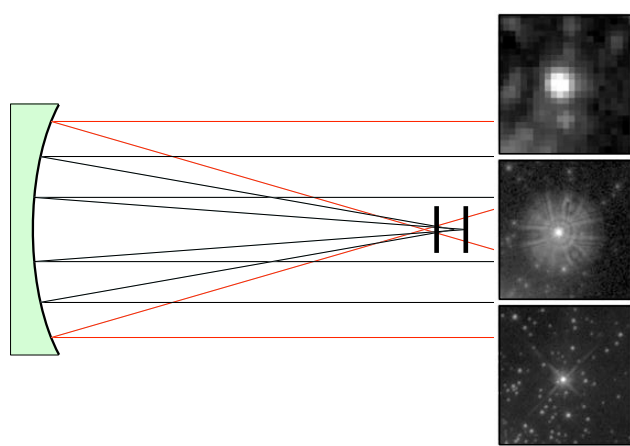
Expected

Observed

Eventually it was admitted that mirror has spherical aberration.

Legacy of the Hubble Space Telescope

Spherical Aberration

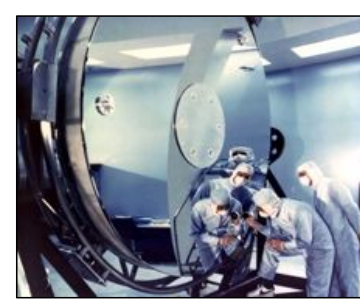


Legacy of the Hubble Space Telescope / History / Mirror / Spherical Aberration 13

The Mirror

How could such a mistake be made?

Tests carried out during construction indicated that it was the most precisely figured mirror ever made – a surface roughness of ~ 10 nm.



For some perspective on that value, that's equivalent to a roughness of ~ 30 mm on an object the size of the Earth!

Unfortunately, the mirror was not the correct *shape*. It was wrong by $\sim 2 \mu\text{m}$.


Legacy of the Hubble Space Telescope / History / Mirror / Spherical Aberration 14

The Mirror

Because the mirror is hyperbolic, it requires a 'null corrector' to be used as part of the optics used in the test rig.

A lens in the null corrector was misplaced in the Perkin-Elmer test rig because a washer was placed on a bolt where it should not have been.

A simpler test would have revealed the fault but was deemed 'unnecessary' by Perkin-Elmer.



The backup mirror was made, and tested, independently by Kodak and so did not suffer from the same error. However, it was on the ground!

Legacy of the Hubble Space Telescope / History / Mirror / Spherical Aberration 15


Saving Hubble

One thing saved the HST from a scientific and public relations disaster – it was designed from the outset to be serviced by shuttle astronauts.

Many alternatives were considered, even the option of bringing it back in the shuttle and replacing the primary mirror with the Kodak backup.

The final solution was a combination of luck and ingenuity.

A second camera (WFC2) was an identical 'non-flight' copy of the one in the HST and was sitting in the Jet Propulsion Laboratory. It would be fitted with corrective optics and sent up to replace the original WFC1.




Legacy of the Hubble Space Telescope / History / Mirror / Saving Hubble 16

Legacy of the Hubble Space Telescope

Saving Hubble

For all the other instruments, a complex set of corrective optics (COSTAR) would be inserted into one of the instrument bays by sacrificing one of the instruments.



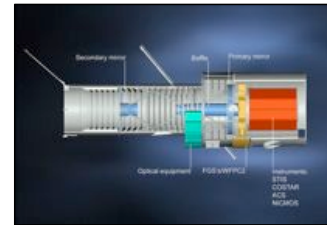
Legacy of the Hubble Space Telescope / History / Mirror / Saving Hubble

17

Instrumentation

It should be remembered that the HST is not simply a telescope with a CCD camera bolted on the back end.

At any given time the HST has had at least **two** cameras and **two** spectrographs on board – these have been swapped out and upgraded during the various service missions spread over 16 years.



The cameras are labelled 'wide-angle' or 'high-resolution' depending on the effective focal length at which they are used (HST nominal FL ~58 m).

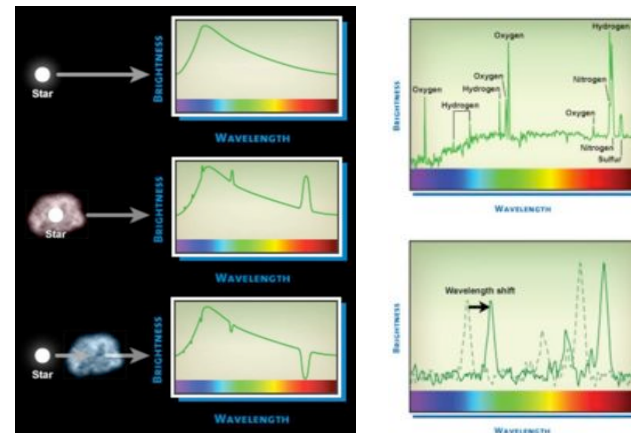
Legacy of the Hubble Space Telescope / Instrumentation

18

Spectroscopy

The cameras have of course been responsible for all of the incredible images that the HST has produced.

However, the spectroscopy instrumentation has been just as important from a scientific viewpoint, providing data that has augmented the image data and aided the interpretation of the images.



Legacy of the Hubble Space Telescope / Instrumentation / Spectroscopy


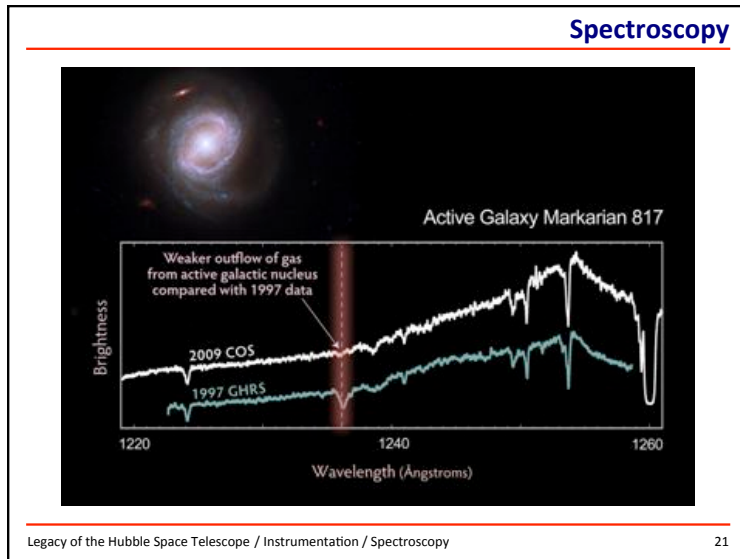
19

Spectroscopy

Legacy of the Hubble Space Telescope / Instrumentation / Spectroscopy

20

Legacy of the Hubble Space Telescope



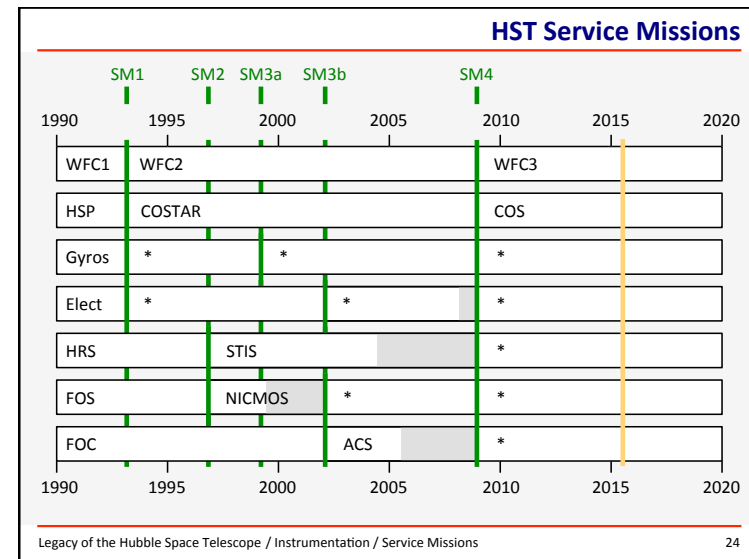
HST Service Missions

The five service missions have resulted in a confusing number of swaps and upgrades of the instrumentation, and the power (solar panels) and guidance (gyro) systems have also had major upgrades and servicing.

The need for power may be obvious, but remember that without a set of gyros, the HST would not be able to point at its target with an accuracy of *milli* arc seconds and so the advantages of the HST over ground-based telescopes would be compromised. Ultimately, the gyros may be the components that determine how long the HST continues to function.

The five service missions comprised 23 spacewalks totalling 166 hours.

Legacy of the Hubble Space Telescope / Instrumentation / Service Missions 23



Legacy of the Hubble Space Telescope

Instrumentation

Prior to Service Mission 1 the HST was still able to carry out some observations, including imaging of bright objects or spectroscopy, neither of which were affected too badly by the flawed focussing.

However, it wasn't until after the successful installation of WFC2 and COSTAR during SM1 that the HST was ready to deliver on the promises first made twenty years earlier.

Disaster was averted and NASA gave a corporate sigh of relief.

So much for history. What about the legacy?

Legacy

How has the HST contributed to extending our understanding of the structure and evolution of the Universe?

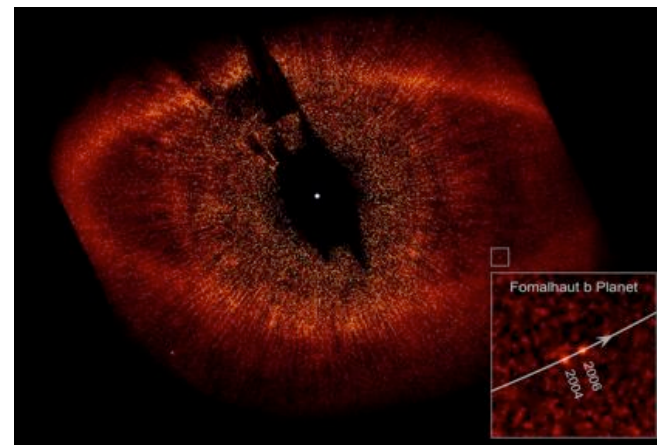
Examples are legion, but here I select just a few in the fields of:

- Cepheid distances
- Exoplanets
- Star birth and star death
- Galaxy formation and evolution
- Supernovae and the age of the universe
- Dark matter and dark energy

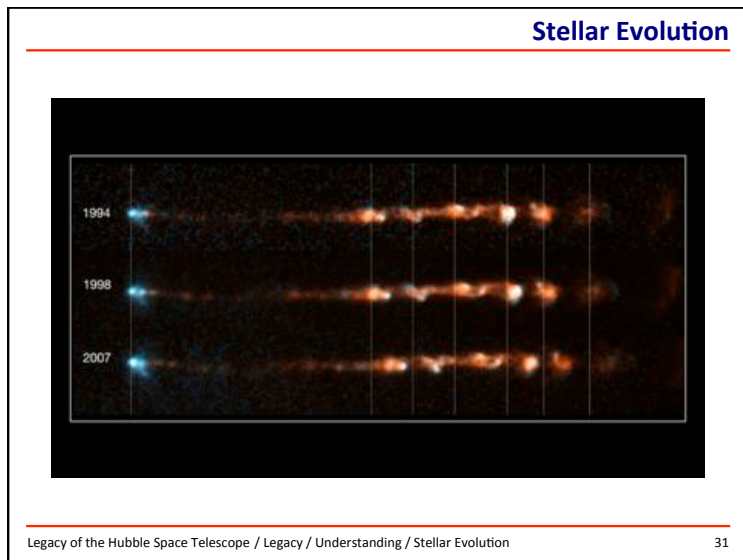

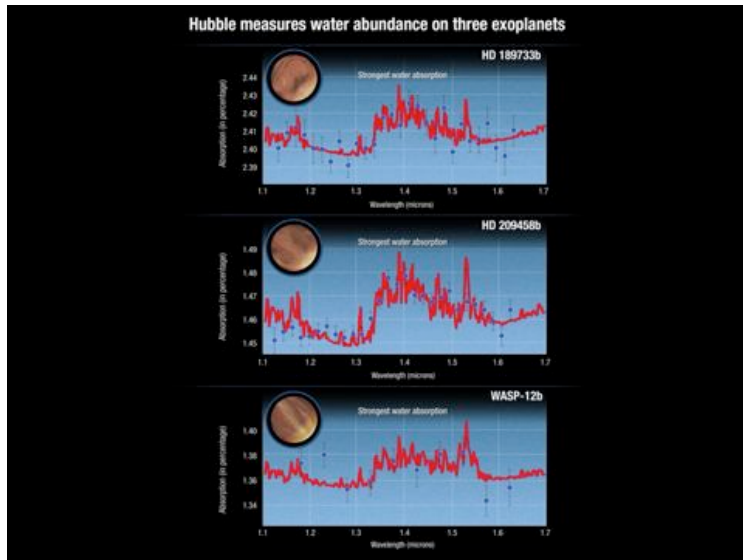
Cepheids




Exoplanets






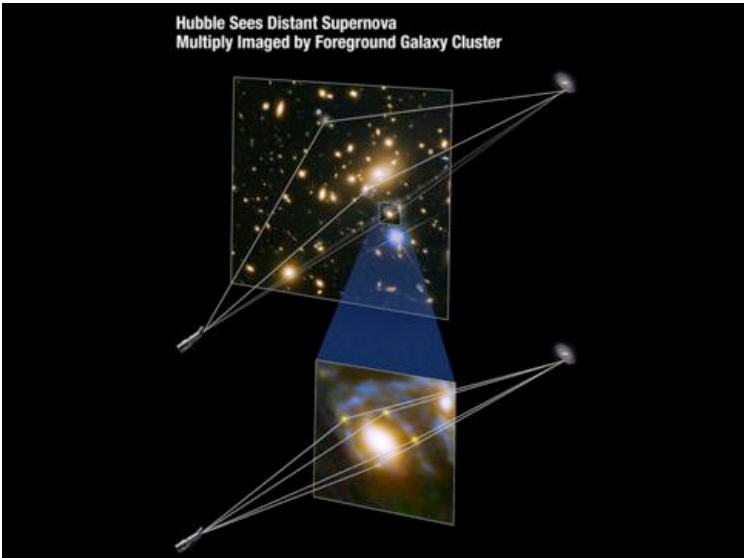
Legacy of the Hubble Space Telescope



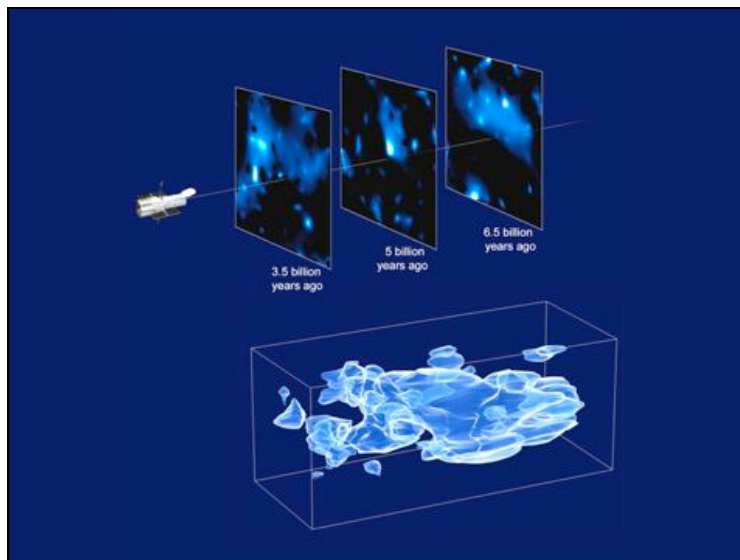

Legacy of the Hubble Space Telescope



Legacy of the Hubble Space Telescope



Legacy of the Hubble Space Telescope



Legacy

In addition to its scientific legacy, the HST has managed to do what most scientific instruments have failed to do — it has touched the public consciousness.

"The laws of physics have created these incredible structures, and Hubble has revealed them."

"Through all the research, Hubble has brought the public along for the ride. It has taken the excitement that scientists feel with new discoveries and brought it to non-scientists."

Astronomy (April 2015)

Let us take a few minutes to remind ourselves with just a few of the breath-taking images that the HST has produced ...

Legacy of the Hubble Space Telescope / Legacy 44

Legacy of the Hubble Space Telescope




Legacy of the Hubble Space Telescope



Legacy of the Hubble Space Telescope




Legacy of the Hubble Space Telescope



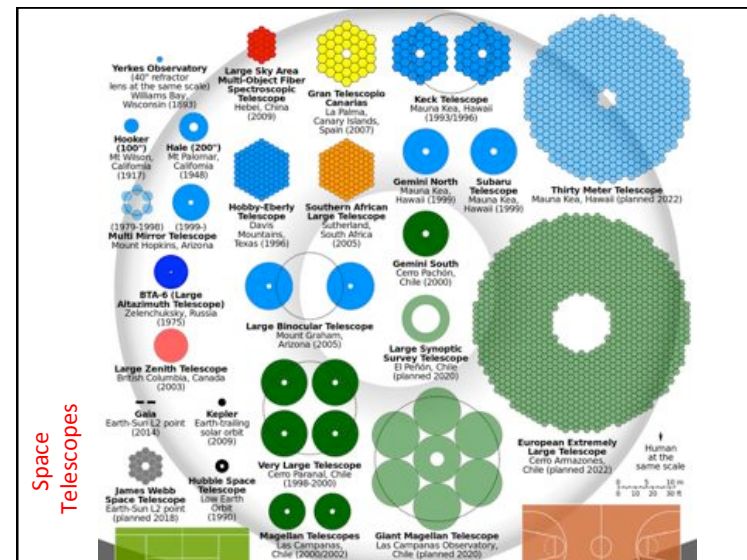
Beyond Hubble

So what lies beyond Hubble?



Ground-based telescopes now have adaptive optics that can compensate for the Earth's turbulent atmosphere, so is there a need any more for space telescopes?

Legacy of the Hubble Space Telescope / Beyond Hubble / Adaptive Optics 59



Legacy of the Hubble Space Telescope

Beyond Hubble


Even with adaptive optics, ground-based telescopes can only achieve high resolution over a limited field of view.

Space telescopes can achieve their specified resolution over the entire field of view covered by their detectors (the CCD chips).

Other, perhaps less well-known, telescopes are already in orbit.


Kepler

Kepler has a very specific mission ...




... to find earth-like planets orbiting other stars.

Kepler





Kepler



Legacy of the Hubble Space Telescope

Gaia

Gaia is an ESA mission with a number of very ambitious aims:



- To measure the positions of ~ 1 billion stars
- To measure to an accuracy down to ~ 25 micro arc seconds
- To perform spectral and photometric measurements
- To derive star velocities in the Milky Way
- To use this data to create a 3D structural map of the Milky Way

Legacy of the Hubble Space Telescope / Beyond Hubble / Gaia 65

Gaia

In addition, almost as a 'by-product' of its attempt to determine the positions of stars to incredible precision, Gaia will also:

- Detect and classify thousands of extra-solar planetary systems
- Survey the huge numbers of minor bodies in our Solar System
- Survey neighbouring galaxies
- Survey distant quasars (quasi-stellar objects)





Legacy of the Hubble Space Telescope / Beyond Hubble / Gaia 66

Gaia

How does Gaia achieve such precision with, like the HST, mirrors of a very modest size?


The answer lies with its gigapixel CCD detector array.



Legacy of the Hubble Space Telescope / Beyond Hubble / Gaia 67

Gaia

Gaia Focal Plane
106 CCDs = 938 million pixels = 2800 cm²



Legacy of the Hubble Space Telescope / Beyond Hubble / Gaia 68

Legacy of the Hubble Space Telescope

Beyond Hubble

Reflecting on the Hubble Space Telescope ...




Is there a successor waiting in the wings?

Legacy of the Hubble Space Telescope / Beyond Hubble / James Webb Space Telescope

69

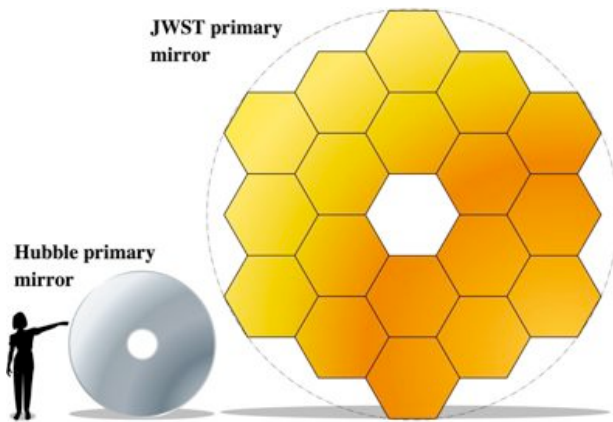
James Webb Space Telescope



Legacy of the Hubble Space Telescope / Beyond Hubble / James Webb Space Telescope

70

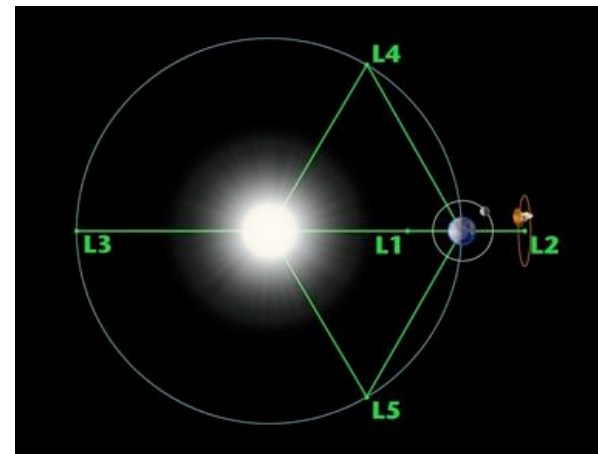
James Webb Space Telescope



Legacy of the Hubble Space Telescope / Beyond Hubble / James Webb Space Telescope

71

JWST @ L2



Legacy of the Hubble Space Telescope / Beyond Hubble / James Webb Space Telescope / L2

72

Legacy of the Hubble Space Telescope

James Webb Space Telescope


What will the JWST do?

By working in the infrared it will be able to see more than the HST.



Legacy of the Hubble Space Telescope / Beyond Hubble / James Webb Space Telescope

73



Summary

Introduction	Need for a space telescope Ground-based alternatives
History	Why the mirror was flawed How the optics were fixed
Legacy	Extending our understanding Touching the public consciousness
Future	Need for a space telescope Ground-based alternatives

Legacy of the Hubble Space Telescope

75

Legacy of the Hubble Space Telescope

<http://www.liv.ac.uk/~sdb/Talks>

Dr Steve Barrett

10 Dec 2015