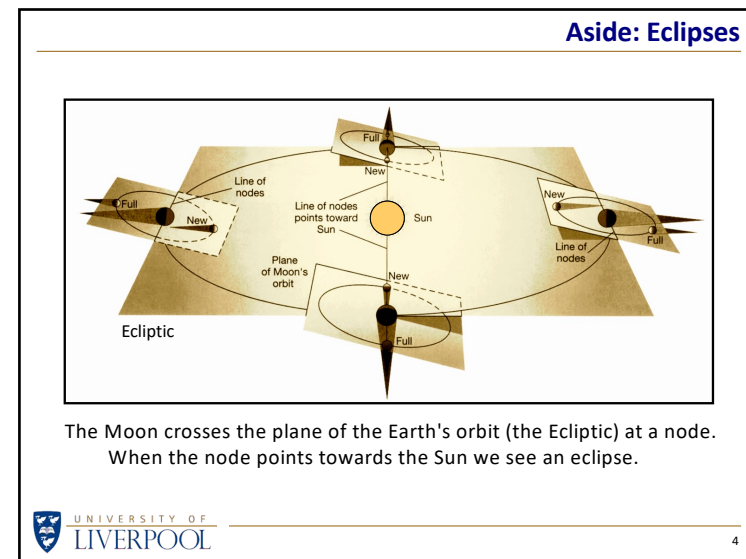
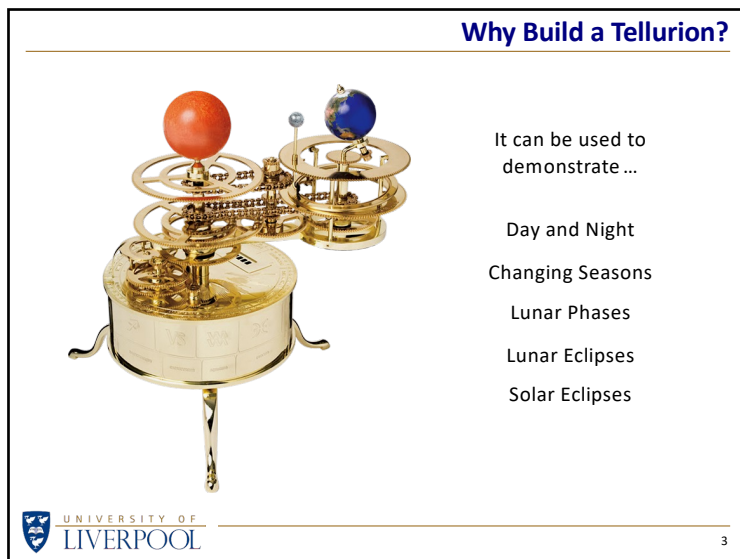

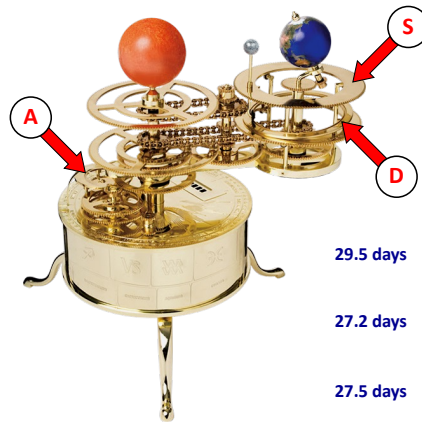


# Building a Tellurion



# Building a Tellurion

## How It Works




Three different types of lunar month are built in to the mechanism...

Days	Type	Description
29.5 days	Synodic	New Moon to New Moon
27.2 days	Draconic	Node to Node
27.5 days	Anomalistic	Perigee to Perigee

UNIVERSITY OF LIVERPOOL

5

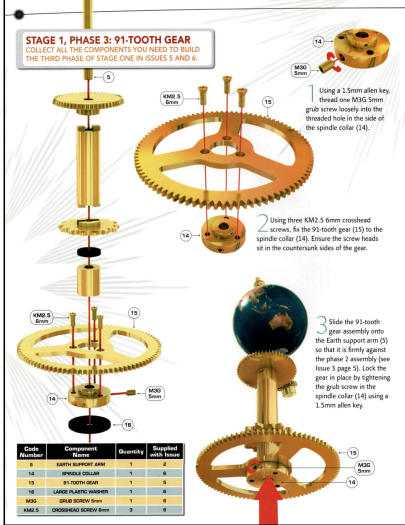
## Collect the 52 Parts



UNIVERSITY OF LIVERPOOL

6

## Instructions



**STAGE 1, PHASE 3: 91-TOOTH GEAR**  
COLLECT ALL THE COMPONENTS YOU NEED TO BUILD THE THIRD PHASE OF STAGE ONE IN ISSUES 5 AND 6.

Using a 3.5mm allen key, thread the M3x6mm grub screw loosely into the threaded hole in the side of the spindle collar (14).

Using three M2x3.5mm crosshead screws, fix the 91-tooth gear (15) to the spindle collar (14). Ensure the screw heads sit in the countersunk sides of the gear.

Slide the 91-tooth gear assembly onto the Earth support arm (16) so that it is firmly against the phase 2 assembly (see issue 3 page 5). Lock the gear in place by tightening the grub screw in the spindle collar (14) using a 1.5mm allen key.

Part Number	Component Name	Quantity	Supplied with Issue
14	SPINDLE COLLAR	1	6
15	91-TOOTH GEAR	1	6
16	LAARGE PLASTIC WADDER	1	6
17	SMALL RUBBER STOP	1	6
18	CROSS-HEAD SCREW	3	6

Which part has which number and comes with which magazine?

How do these parts fit together?

Exploded view of this assembly

Finished view of this assembly

UNIVERSITY OF LIVERPOOL

7

## Find the 52 Parts

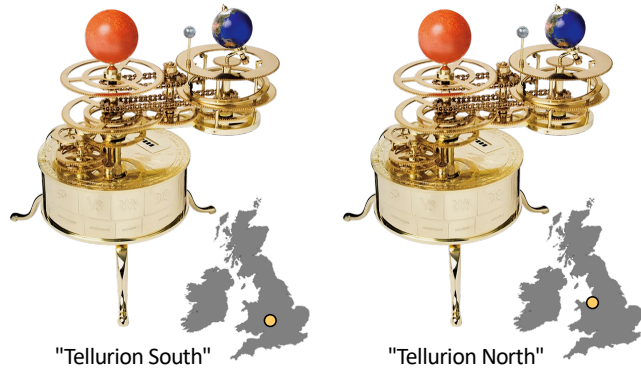


UNIVERSITY OF LIVERPOOL

8

# Building a Tellurion

## Duplication of Parts Led To ...



## Beware!



For some, collecting parts and building orreries and tellurions can be addictive (or maybe an obsession).

## Full Set of 52 Parts




## Earth






# Building a Tellurion

Earth + Moon



Sun + Earth + Moon



Hints and Tips




10 Hours Later



The tellurion took about 10 hours to build and a few hours to fine tune.

# Building a Tellurion

## Tellurion Build Complete



## Building a Tellurion



## Eaglemoss

General information from Eaglemoss distributor

<https://en-gb.eaglemoss.com/our-other-collections/eaglemoss-classics/build-model-earth-moon-sun-orbiter>

Back issues and parts for orrery and tellurion

<https://shop.eaglemoss.com/solar-system>

Partworkcollectables

<https://partworkcollectables.co.uk/Eaglemoss-Build-A-Model-Solar-System>  
<https://partworkcollectables.co.uk/Eaglemoss-Build-A-Model-Earth-Moon-Sun-Orbiter>

Back issues and parts also available from

Amazon / eBay / Facebook

## Building a Tellurion

[www.liverpool.ac.uk/~sdb/Talks](http://www.liverpool.ac.uk/~sdb/Talks)

Dr Steve Barrett

MCAG 24 Feb 2023