




UNIVERSITY OF
LIVERPOOL

Veterinary
Postgraduate Unit



Equine

CPD courses and
Postgraduate Study

2019

Contents

NEW Online CPD

Equine Medicine mini-module [02](#)

Equine Orthopaedics mini-module [02](#)

January-June Workshops

Advanced Equine Dentistry for Practitioners [03](#)

Practical Techniques in Equine GI Medicine [05](#)

Practical Lameness and Diagnostic Evaluation for Practitioners [06](#)

Practical Medical Ultrasound Workshop [07](#)

Practical Orthopaedic Ultrasound Workshop [07](#)

Equine Cardiology: Beyond the Basics [08](#)

July-December Workshops

Practical Equine Wound Management Workshop [09](#)

Practical Medical Ultrasound Workshop [10](#)

Practical Orthopaedic Ultrasound Workshop [10](#)

Practical Equine Dentistry Workshop (core skills) [11](#)

Equine Oncology for Practitioners [12](#)

Practical Equine Medicine Workshop
(The Respiratory System and The Equine Eye) [14](#)

Practical Equine Surgery Workshop (Head and Neck) [15](#)

Evening Meetings

What's New In Treatment? Minimally Invasive Surgery
and Alternative Approaches for Cutaneous Tumours [16](#)

Equine Neurology Refresher [16](#)

Advanced Imaging How Can It Help Me In Practice? [16](#)

Postgraduate Programmes

Introducing the Online Postgraduate Programmes [17](#)

Certificate in Advanced Veterinary Practice (CertAVP) [18](#)

CertAVP Module Timetable 2019/20 [19](#)

PGCert, PGDip and MSc in Veterinary Professional Studies [20](#)

Certificate in Veterinary Business Management (CertVBM) [22](#)

A message from the Director of the *Veterinary Postgraduate Unit* and the Director of *Veterinary Postgraduate Education*



Nichola Steel



Prof. Catherine
McGowan

Dear Colleagues,

Welcome to our latest exciting CPD and postgraduate study brochure. We are delighted to share the University of Liverpool's Veterinary Postgraduate Unit CPD workshop and postgraduate study programmes for 2019.

In particular, I am very excited about our expanding CPD mini-module collection. These smaller bite-sized modules run over just five weeks to give you 25 hours of CPD and can be completed at home at a time that suits you. These are aimed at veterinarians who have already completed a CertAVP, or are already Advanced Practitioners and need to maintain an active CPD profile in their area of designation.

If your aim is to attain the RCVS CertAVP, we offer a wide range of online modules to enable you to achieve this in a structured and interactive way. We have helped in excess of 500 candidates successfully attain a designated CertAVP in over 15 different designations. Our programme is designed to help vets achieve a workable balance with a completion rate in excess of 95%.

All modules are accredited by the University of Liverpool, so in addition to working towards a CertAVP, your modules will also enable you to work towards a Postgraduate certificate (PGCert) in Veterinary Professional Studies at the same time with the option of continuing on the Veterinary Professional Studies programme towards a higher postgraduate degree.

We continue to offer the highly regarded Certificate in Veterinary Business Management (CertVBM). This 100% online programme is suitable for vets, nurses and practice managers, and is accredited by the Veterinary Management Group (VMG).

We also have a plethora of interactive hands-on CPD workshops over the coming months, all based at our Leahurst Campus on the Wirral.

I do hope that you will find something in here to suit your CPD or postgraduate study requirements; our flexible and accessible programmes will allow you to build your own individual postgraduate portfolio and progress your career in a way that suits you. We look forward to welcoming you onto one of our online or contact courses in the coming months.

With very best wishes,

Nichola Steel
BVM&S CertAVP (EM) MRCVS FHEA
Director of the Veterinary Postgraduate Unit

Prof. Catherine McGowan
Head of Department of Equine Clinical Science
and Director of Veterinary Postgraduate Education

Online CPD *mini-modules*

These 100% online modules will provide you with 25 hours of postgraduate CPD. They are aimed at a slightly higher level, mainly, but not exclusively, for those veterinarians who have completed a CertAVP or are already Advanced Practitioners. The modules will cover a range of topical subjects over a 5 week period, each week focusing on a different current, topical or controversial area of the designation.

The course will be taught and tutored by University of Liverpool specialist staff with input from external veterinary specialists. It will follow a similar format to the University of Liverpool's CertAVP modules with online lectures, relevant readings, and interactive discussion forums. Along the way there will be self-test multiple choice questions to check your understanding and progress. Don't forget that you will get access to the extensive University of Liverpool e-library after starting the course.

The mini-modules will run twice a year (February and November) and will be available in:

- Equine Medicine
- Equine Orthopaedics.

February 2019

Equine Medicine

- Inflammatory conditions of the equine GI tract
- What's new in fluid therapy?
- The collapsed foal in the field
- Equine keratopathy.

Equine Orthopaedics

- Proximal suspensory desmitis of the equine hind limb

- EVBM approach to farriery and foot balance
- Imaging steeplechase
- Angular limb deformities in the foal.

November 2019

This module will consist of entirely new topics; the content will be confirmed in July 2019.

Cost: £350

Visit our website for more information and to book your place online now. Numbers are capped to ensure efficient clinical tutor: student ratios on a first come, first served basis.

CPD *Veterinary* Workshops

Advanced Equine Dentistry for Practitioners

Date: 4 and 5 March 2019

Price: £295 per day or £550 for two days booked together

Speakers: Neil Townsend MSc BVSc CertES (Soft Tissue) DipECVS DipEVDC (Equine) MRCVS, Rob Pascoe BVSc BAEDT DipAVDC (Equine) MRCVS, Justine Kane-Smyth BVM&S MScR DipECVS MRCVS



Are you ready to do more than routine dentistry in your practice? Are you confident in your approach to nerve blocks, multimodal anaesthesia and techniques for oral extractions? What options are available for more complicated extractions or when oral extraction fails? Do you need a refresher on how to perform an efficient oroscopic exam? What are your options for treatment of mandibular and premaxilla fracture repairs? What is the best approach to diastemata and periodontal disease in the field? What new evidence based medicine can help you with your equine dentistry in practice?

This comprehensive two-day workshop will utilise a combination of interactive lectures and small group practical teaching using clinical patients and cadaver material.

Day One will include short lectures and interactive case discussions along with practical tutoring under the guidance of specialists. The day will cover how to implement recent advances and EBVM into clinical practice. Practical sessions will utilise cadaver material to demonstrate nerve blocks and tooth extraction techniques, including minimally invasive transbuccal and repulsion techniques. Students will have the opportunity to practice extraction techniques and oral endoscopy under the close guidance of our speakers.

Day Two will include lectures, interactive case discussions and practical small group teaching to discuss advanced dental procedures other than extraction.

Practical sessions will again utilise cadaver material to demonstrate and practise mandibular and premaxilla fracture repair and different approaches to sinus examination including the transnasal endoscopic approach. Again practical sessions will be in small groups under the close direction of equine dental specialists.

Delegates should bring their own appropriate light source where available and protective clothing. All other equipment will be provided. Delegates are also encouraged to submit their own cases.

This workshop is suitable for all delegates working at or towards an advanced practitioner level in equine dentistry and for those studying to achieve an RCVS CertAVP in equine dentistry or surgery. There will also be an opportunity to discuss preparation for the synoptic examination with candidates.

I really enjoyed the module, I think it was very well organised and included very relevant material applicable to every day practice.




Practical Techniques in Equine GI Medicine

Date: 14 March 2019

Price: £295

Speakers: Harry Carslake MA VetMB DipACVIM MRCVS, Fernando Malalana DVM DipECEIM FHEA GPCert (EqP) MRCVS, Ben Sykes BSc BVMS MS DipACVIM DipECEIM MBA, Jane Hodgkinson BSc PhD

Are you confident in your approach to the chronic colic case which keeps recurring despite your best efforts? What new evidence based medicine can help with the weight loss case that doesn't respond to any treatment? How do you approach the horse with intermittent diarrhoea where every owner-administered treatment has little response? Would you like some top tips for improving your abdominal ultrasound technique? Are steroids the only treatment for inflammatory bowel disease? How useful are faecal egg counts in practice and how do you design efficient deworming protocol for your clients. Are you up to date with the latest treatment protocols for EGUS? How important is diet and feeding? How do we approach those cases which seem resistant to therapy? When should you try a different approach to the "tried and tested" protocols of equine GI medicine?



This comprehensive one-day course will provide an excellent opportunity for vets to update and refresh their knowledge of equine gastrointestinal disease. The day will be divided between short interactive lectures using a case-based, problem orientated approach, and a hands-on practical session to include diagnostic ultrasound and gastroscopy with small experienced tutor: student ratios. Delegates will be given the opportunity to learn and gain practical experience of techniques such as gastroscopy and abdominal ultrasound, under the guidance of recognised specialists in a relaxed informal environment. Delegates are also encouraged to bring queries or examples of clinical cases for discussion.

This inclusive workshop is structured to be suitable for delegates working towards an RCVS CertAVP at all module levels but is also equally useful for those wishing to advance their knowledge and skills in equine medicine, or for those who would like to take on a more active role in internal medicine in their practice. This course is also designed as a clinical refresher for those equine vets working at an advanced practitioner level.

Delegate numbers will be limited to 16 to allow maximum exposure during practical sessions so early booking is advised.

Practical Lameness and Diagnostic Evaluation for Practitioners

Date: 18 April 2019

Price: £295

Speakers: Alison Talbot BVM&S
CertEP CertES (Orth) DipACVSMR
MRCVS, David Stack MVB MSc
DipECVS MRCVS, Cajsa Isgren
BVetMed MSc CertAVP (ESO) (ESST)
(ED) DipECVS MRCVS

Do you want to advance your diagnostic approach to the lame horse beyond a palmar digital nerve block? (although we can hone your technique on that too!) Are you confident in your approach to nerve blocks and locations? What about interpretation of the nerve block? Do you want to learn some tips for getting consistent and accurate results? This interactive workshop focuses on examination and diagnostic approach to the lame horse using a combination of short lectures and collaborative hands-on practical sessions. The focus of this workshop will be on the actual practical techniques using a combination of cadaver material and live horses under the careful guidance of our specialist tutors.

The workshop will include:

- Clinical examination of the lame horse: how much does it tell us?
- Dynamic assessment of the lame horse and the role of manipulative tests
- Indications for diagnostic anaesthesia – when, where and how?
- Hands-on tutoring of a variety of peri-neural and intra-articular blocks in the fully interactive hands-on wet-lab sessions.

The workshop is structured to be suitable for delegates working towards an RCVS CertAVP, particularly those enrolled on the CE6 module. It is equally useful for those wishing to refresh their knowledge and skills in equine lameness or looking to take on a more active role in lameness diagnosis in their practice.



Practical Medical and Orthopaedic Ultrasound Workshop

Date: 3 and 4 June 2019

Price: £295 per day or £550

for two days booked together

Speakers: **Fernando Malalana** DVM DipECEIM GPCert (EqP) FHEA MRCVS, **Harry Carslake** MA VetMB DipACVIM MRCVS, **Peter Milner** BVetMed BSc (Hons) PhD CertES (Orth) FHEA MRCVS, **Tom Maddox** BVSc PhD CertVDI DipECVDI MRCVS, **David Stack** MVB MSc DipECVS MRCVS, **Cajsa Isgren** BVetMed MSc CertAVP (ESO) (ESST) (ED) DipECVS MRCVS

This hands-on two-day practical course is back by popular demand and has been designed to enable delegates to practice their own ultrasound skills under the close guidance of recognised specialists.

Day One is an introduction to diagnostic ultrasound of equine medical cases.

This practical workshop will incorporate how to get the most out of your ultrasound machine and how to avoid common pitfalls in practice. After a short series of lectures the day is divided into hands-on practical sessions where delegates will have small group tuition on abdominal, thoracic and ocular ultrasonography of the equine patient. There will be ample opportunities to practice what you have learnt in the lectures on a variety of horses and with a wide range of ultrasound scanners.

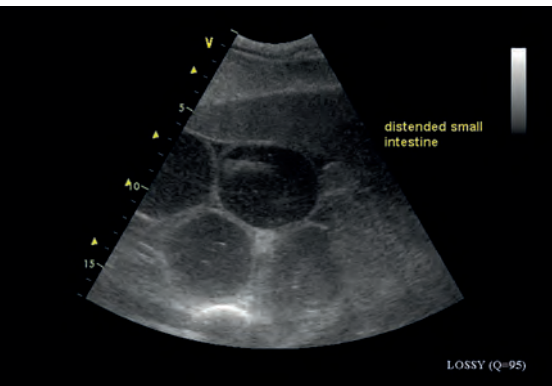
Day Two is an introduction to diagnostic ultrasound of equine orthopaedic cases.

This practical workshop (which can be combined with the previous day) will cover the basic ultrasound anatomy and the common diseases of the soft tissues of the distal limb. There will be practical tutoring on optimising the image on the screen as well as image interpretation. By the end of the day you will gain confidence and competence in orthopaedic ultrasound of the equine patient

This workshop is suitable for delegates working towards an RCVS CertAVP. Do book early as demand for places is always high.

I feel more confident in my ability to perform a thorough scan of the thorax and abdomen, and will also feel more confident to try scanning eyes for various applications.

www.liverpool.ac.uk/cpdvets





Equine Cardiology: Beyond the Basics New

Date: 25 June 2019

Price: £280 for BEVA members or those enrolled on the CertAVP modules

Speakers: Prof Lesley E Young BVSc DVA DVC DipECEIM PhD MRCVS, Harry Carslake MA VetMB DipACVIM MRCVS, John Keen BSc BVetMed MSc PhD CertEM (Int Med) DipECEIM MRCVS

Do you want to advance your diagnostic approach to equine cardiology beyond auscultation? Do you want to learn how to perform an ECG in practice and what it can tell you? When should you consider referring a case and what treatment options do you have in practice? How can you determine if a murmur found at PPE is significant? What about interpretation of cardiac disease in poor performance cases?

This interactive one-day workshop is aimed at equine practitioners or veterinary surgeons who may have already attended the BEVA "Hands-on Equine Cardiology course" and are looking to gain a deeper level of understanding and expertise.

This course has been designed for veterinary surgeons wishing to perform more advanced diagnostics than auscultation, with a focus on clinical decision making. There will be an integrated practical session and case-based discussions under the guidance of our specialist tutors.

The workshop will include

- An introduction to further diagnostics – when, where, how?
- The Equine ECG – practical sessions on how and when to use it, and what does it tell me?
- Is it his heart? Cardiac disease and poor performance how do we know if it's significant?
- Therapeutic options in equine cardiac cases – what can we treat and how do we treat it?
- Practical tutoring and decision making using clinical cases.

This is a collaborative course organised by The University of Liverpool and the British Equine Veterinary Association, and is structured to be suitable for delegates working towards an RCVS CertAVP at all module levels, particularly those enrolled on the CE2 module.





Practical Equine Wound Management Workshop

Date: 11 July 2019

Price: £295

Speakers: Debra Archer BVMS PhD CertES (Soft Tissue) DipECVS FRCVS FHEA, David Stack MVB MSc DipECVS MRCVS, Cajsja Isgren BVetMed MSc CertAVP (ESO) (ESST) (ED) DipECVS MRCVS

This one-day course is aimed at vets in both mixed and equine practice who want to improve their approach to wound investigation and treatment with the opportunity to develop more advanced techniques.

Short interactive lectures will discuss the investigation and treatment of acute wounds and provide key points in achieving a successful outcome. We will explore in detail the treatment of wounds in difficult locations and the approach to the non-healing wound. Advanced techniques for the treatment of wounds with improved functionality and cosmesis will also be discussed.

Practical sessions will focus on the treatment of wounds in specific locations and give practical instruction on skin grafting and the use of appropriate dressings. An interactive case discussion will follow the practical wound session.

This workshop is suitable for delegates working towards an equine RCVS CertAVP.

This first week was both interesting and full of surprises I learned lots and it has significantly modified my and our practices approach.

Practical Medical and Orthopaedic Ultrasound Workshop

Date: 15 and 16 October 2019

Price: £295 per day or £550 for two days booked together

Speakers: Fernando Malalana DVM DipECEIM GPCert (EqP) FHEA MRCVS, Harry Carslake MA VetMB DipACVIM MRCVS, Peter Milner BVetMed BSc (Hons) PhD CertES (Orth) FHEA MRCVS, Tom Maddox BVSc PhD CertVDI DipECVDI MRCVS, David Stack MVB MSc DipECVS MRCVS, Cajsja Isgren BVetMed MSc CertAVP (ESO) (ESST) (ED) DipECVS MRCVS

.....
This popular two-day practical course is repeated for a second time in order to ensure teaching groups remain small. This course has been designed to enable delegates to receive hands-on ultrasound training under the guidance of recognised specialists.

Day One is an introduction to diagnostic ultrasound of equine medical cases.

This practical workshop will commence by spending some time learning how to get the most of your ultrasound machine and how to avoid common pitfalls. After a short series of lectures the day is divided into hands-on practical sessions where delegates will have small group tuition on abdominal, thoracic and ocular ultrasonography of the equine patient. There will be ample opportunities to practice what you have learnt in the lectures on a variety of horses and with a wide range of ultrasound scanners.

Day Two is an introduction to diagnostic ultrasound of equine orthopaedic cases.

This practical workshop (which can be combined with the previous day) will cover the basic ultrasound anatomy and the common diseases of the soft tissues of the distal limb. There will be practical tutoring on optimising the image on the screen as well as image interpretation. By the end of the day you will gain confidence and competence in orthopaedic ultrasound of the equine patient.

This workshop is suitable for delegates working towards an RCVS CertAVP. Do book early as demand for places is always high.



Practical Equine Dentistry Workshop

Date: 23 October 2019

Price: £295

Speakers: Neil Townsend MSc BVSc CertES (Soft Tissue) DipECVS DipEVDC (Equine) MRCVS, Justine Kane-Smyth BVM&S MScR DipECVS MRCVS, Victoria M. Nicholls BSc (Hons) BVetMed CertAVP (EM) CertAVP (ED) BAEDT MRCVS, Sam Hole BSc (Hons) BVM&S CertAVP (EP) CertAVP (ED) DipEVDC (Equine) BAEDT MRCVS

How confident are you in your approach to the dental exam? Do you know your Triadan system and how to chart accurately and efficiently? Is a dental mirror and oroscope an essential part of your dental kit yet? Do you want to learn some top tips and techniques for routine dental floating with motorised equipment? What is the best approach to that tricky focal overgrowth at the back of the mouth? What about maintenance of your dental kit; how do you keep your motorised dental equipment running smoothly? Do you want to have hands-on practical guidance under the close guidance of experienced advanced dental practitioners and specialists?

This comprehensive one-day practical workshop will utilise a combination of short interactive lectures and small group practical teaching using clinical patients. Students will get hands-on experience with close supervision by experienced equine veterinary dental instructors with low student: clinical instructor ratios.

Recent advances in equine dentistry will also be discussed along with how to implement current evidence based medicine findings into your own practice protocols. Practical sessions will utilise a wide range of live clinical cases with the opportunity to receive guided practical tuition under the close guidance of our experienced instructors.

Delegates should bring their own appropriate light source and dental kit where available and protective clothing. There will be an opportunity to use motorised dental kit provided by our course sponsors IMS (Euro) ltd.

This workshop is suitable for all delegates working at or towards an advanced practitioner level in equine dentistry. The workshop is particularly appropriate for those studying to achieve an RCVS CertAVP in equine dentistry, and specifically for the practical dental assessment in the CE12 module. There will also be an opportunity to discuss preparation for the synoptic examination with candidates. Numbers are limited so early booking is advised.

Skill level

This course is targeted at practitioners wishing to improve their routine dentistry and consolidate their knowledge of anatomy and pathology. There is also a more advanced equine dental workshop for those students working at a more in-depth level.

PLEASE NOTE THAT THIS COURSE IS BEING HELD AT TWEMLOWS STUD FARM, WHITCHURCH, SHROPSHIRE AND NOT AT LEAHURST.





Equine Oncology for Practitioners New

Date: 20 and 21 November 2019

Price: £550 for two days

Speakers: Fernando Malalana DVM DipECEIM GPCert (EqP) FHEA MRCVS, Harry Carslake MA VetMB DipACVIM MRCVS, Dr Riccardo Finotello DVM PhD DipECVIM-CA (Oncology) MRCVS, Prof. Debra Archer BVMS PhD CertES (Soft Tissue) DipECVS FRCVS, Justine Kane-Smyth BVM&S MScR DipECVS MRCVS

Oncology in equine practice can be challenging. Other than cutaneous tumours, neoplasia in the horse is relatively uncommon which hinders advances in diagnosis and treatment. Recognition and management of internal neoplasia is even more difficult, especially as typically we may only start to see clinical signs once there is organ dysfunction due to either metastatic spread or space occupying lesions. In spite of these issues there have been advances in recent years and this two-day course uses a body systems approach to focus on current knowledge for diagnosis and management of clinical cases.

Day One includes a brief introduction to the basics of cancer biology and treatment as well as a review of the epidemiology of cancer in horses. We will then review cutaneous tumours, their diagnosis and treatment options including medical, surgical and more novel approaches such as radiotherapy.

Day One will also consider ocular and periocular neoplasia. In the afternoon there will be practical sessions on FNA and Trucut biopsy techniques as well as practical sessions on 3rd eyelid removal as a treatment option for squamous cell carcinoma. The day will conclude with some case-based discussions and examples of clinical cases.

Day Two considers intra-abdominal and intrathoracic neoplasia as well as tumours of the urogenital tract. Haematopoietic tumours (lymphoma/ leukaemia) and endocrine tumours are also covered alongside tumours of bone and dental origin. Finally we will consider other tumours such as those affecting the nervous or endocrine system. There will also be lectures on paraneoplastic syndromes and a helpful guide on “*what can your pathologist do for you*” to help with sample collection and diagnosis. There will be a practical session on ultrasound as a tool for diagnosis of internal neoplasia as well as decision making in penile surgery for cases of penile squamous cell carcinoma.

This exciting new addition to our CPD programme is an unmissable overview for anyone in equine practice.



Practical Equine Medicine for Practitioners: The Respiratory System and The Equine Eye New

Date: 26 November 2019

Price: £295 per day or £550 for two days booked together alongside Practical Equine Medicine for Practitioners

Speakers: Fernando Malalana DVM DipECEIM GPCert (EqP) FHEA MRCVS, Harry Carslake MA VetMB DipACVIM MRCVS, Professor Cathy McGowan BVSc DipVetClinStud MACVSc PhD DEIM DipECEIM FHEA MRCVS

This two-day practical techniques course has been developed to equip equine practitioners with the confidence to perform core practical skills beyond that of the new graduate. The first day will focus on diagnostic and therapeutic techniques for equine medical cases whilst day two will be dedicated to equine surgical cases.

Each day can be taken individually or both days can be booked together and for this first run we will concentrate on veterinary techniques of the equine eye and respiratory system and basic surgery of the head and neck.

Day One will begin with a series of short introductory lectures which will outline the clinical indication for a variety of techniques as well as including comprehensive “how to” guides. The afternoon will then be spent getting hands-on experience using a variety of live horses and cadaver material closely supervised by equine veterinary specialists. Numbers are limited to ensure a low delegate: clinical instructor ratio. Delegates will receive tuition on the following techniques:

Respiratory system

- Endoscopy and examination of the guttural pouches
- Collection of samples from the lower airways including trans tracheal aspiration and BAL
- Thoracic ultrasound
- Thoracentesis/chest drains.

Ocular

- Placement of an ocular lavage system
- Sample collection for corneal cytology
- Nasolacrimal duct cannulation
- Ocular ultrasonography.

This exciting new addition to our CPD programme is structured to be suitable for delegates working towards an RCVS CertAVP in equine practice but is also equally useful for those wishing to advance their knowledge and skills in general equine practice at an advanced practitioner level.



Practical Equine Surgery for Practitioners: The Head and Neck New

Date: 27 November 2019

Price: £295 per day or £550 for two days booked together alongside Practical Equine Medicine for Practitioners

Speakers: Prof. Debra Archer BVMS PhD CertES (Soft Tissue) DipECVS FRCVS, Cajsa Isgren BVetMed MSc CertAVP (ESO) (ESST) (ED) DipECVS MRCVS, Justine Kane-Smyth BVM&S MScR DipECVS MRCVS, David Stack MVB MSc DipECVS MRCVS

Day Two of this course (which can be taken alone) has been developed to equip equine practitioners with the confidence to perform surgical practical skills beyond that of the new graduate. Focusing on the equine head and neck, introductory lectures will outline the clinical indications for a range of surgical techniques as well as step by step guides. Lectures will be followed by practical teaching in our wet lab using cadaver material. Students will get hands-on experience with close supervision by experienced equine veterinary specialists. Numbers are limited to ensure low delegate: clinical instructor ratios.

The course will cover basic surgical conditions of the equine head including:

- Sinus trephination
- Repair of pre maxilla and mandibular fractures
- Injuries to the eyelids
- Enucleation in the standing horse
- Local anaesthesia for surgery of the equine head
- Tracheostomy.

This exciting new addition to our CPD programme is structured to be suitable for delegates working towards an RCVS CertAVP but is also equally useful for those wishing to advance their knowledge and skills in general equine practice at an advanced practitioner level.



Evening Meetings

Our bite-sized evening courses are aimed at practicing equine vets, from new graduates to seasoned veterans. These informal gatherings provide a great opportunity to "ask the specialist", chat about your own clinical cases and network with friends and fellow equine vets from across the region.

Courses will be held at Leahurst House and will consist of a short series of lectures and case-based discussion. If you fancy some top class CPD and the chance to mingle with fellow equine vets, then look no further! Refreshments provided.

Topics for 2019 include:

- What's new in treatment? Minimally invasive surgery and alternative approaches for cutaneous tumours
- Equine neurology refresher evening
- Advanced imaging – how can it help me in Practice?

Evening meetings will run throughout 2019 please contact our office to be added to our mailing list to ensure you don't miss out.

Full details will be available on our website from January 2019 www.liverpool.ac.uk/cpdvets



Introducing the online *Postgraduate* Programmes

All our programmes are offered in a part-time modular format which are structured yet flexible and fully achievable alongside full-time work. Modules are fully taught and 100% online meaning you can work from home with the flexibility to fit around your work and family commitments.

Certificate in Advanced Veterinary Practice (CertAVP)

- For vets with at least one year's experience in practice looking to improve their clinical skills
- A route to the RCVS Advanced Practitioner status
- Weekly teaching content provided in bite-sized chunks
- Over 500 vets have now achieved a designated CertAVP across 15 designations with the University of Liverpool.

PGDip or Masters in Veterinary Professional Studies (VPS)

- For vets in clinical practice looking to further clinical knowledge and practical skills
- For vets keen to develop research skills and their ability to conduct research in the practice setting
- An introduction to research for those with an interest in further research training or a future in academia
- Build on clinical and research skills to achieve a PGDip or Masters.

Please note: All CertAVP and CertVBM modules are accredited on the VPS programme.

Certificate in Veterinary Business Management (CertVBM)

- For vets, nurses or other practice personnel looking to improve their business skills
- Approved/accredited by the Veterinary Management Group (VMG)
- Weekly teaching content in bite-sized chunks.



Certificate in *Advanced Veterinary Practice* (CertAVP)

Do you want to advance your veterinary knowledge and gain a route to the RCVS Advanced Practitioner Status? Then the CertAVP may be for you...

What is the CertAVP?

The CertAVP is a flexible modular postgraduate qualification awarded by the Royal College of Veterinary Surgeons (RCVS). It is designed so that you can choose the area of study that is of most interest or relevance to you. You may begin your CertAVP with one year's experience as a practising vet but to complete your certificate you must have been practising for at least three years.

We offer a wide range of equine modules which you can combine to work towards a general CertAVP qualification or you can opt for a named qualification or a "designated certificate" where following completion of a specified selection of modules, you will be required to sit a synoptic examination.

What is involved and how long does it take to complete?

The CertAVP consists of six 10-credit modules and most people complete it over 2-3 years.

Each module is taught online over 16-weeks and is equivalent to 100 hours of study.

Teaching materials consist of online lectures, full online library access, discussion boards and journal clubs allowing interaction with peers and University of Liverpool academics.

Throughout each module there is continuous, integrated assessment with full guidance and ongoing feedback.

To gain an Equine CertAVP you must complete:

- A-module: A.FAVP1 Foundations in Advanced Veterinary Practice
- B-module: BEP.3 Equine Practice
- 4 x C-modules in a wide range of clinical subjects including medicine, soft tissue surgery, orthopaedics, dentistry, dermatology, cardiology, anaesthesia and imaging. See our website for the full range of modules available.

I want to achieve Advanced Practitioner status

To be eligible to apply for the RCVS Advanced Practitioner Status you must have completed the correct modules combinations required for a designated certificate and have passed the synoptic oral exam. You must also have had five years of experience in practice since graduation.

See more at www.rcvs.org.uk/education/advanced-practitioner-status/

Optional workshops and practical skills training are also available through practical CPD day courses based at the Leahurst campus.

We also have a wide range of modules in small and production animal subjects.

CertAVP module	Price
eLearning Participant plus Two-day workshop	£1,140
eLearning Participant plus One-day workshop	£936
eLearning Participant only	£700
Assessment Only Participant	£550

How do I enrol?

You only need to enrol and pay for one module at a time, and can take a break between modules should you choose. See our website for full booking details. The table below lists which modules are available and when so you can plan your certificate:

CertAVP Module Timetable 2019/20

Module Start & Finish Date	Module Code	Module Title	
7 January 2019 – 26 April 2019 Enrolment Deadline: 29 November 2018	A-FAVP.1	Foundations in Advanced Veterinary Practice	
	B-EP.3	Equine Practice	
	C-E.1	Equine Gastrointestinal Disease & Intensive Care	
	C-E.4	Neuromuscular, Behaviour & Special Senses	
	C-E.6	Equine Lameness (A)	
	C-E.11	Care & Management of Foal & Yearling	
	C-E.13	Equine Dental Care, Diagnosis & Treatment	
	C-E.15	Basic Equine Practice Part One	
	C-VC.2	Cardiovascular Diagnostics	
	C-VDI.5	Large Animal Diagnostic Imaging (B)	
	6 May 2019 – 23 August 2019 Enrolment Deadline: 28 March 2019	A-FAVP.1	Foundations in Advanced Veterinary Practice
		B-EP.3	Equine Practice
		C-E.2	Equine Cardiovascular & Respiratory Diseases
C-VA.2		Equine Anaesthesia & Analgesia	
C-VD.4		Equine Dermatology	
C-E.7		Equine Lameness (B)	
C-E.9		Mare Reproduction & Breeding Management	
C-E.14		Equine Dental Surgery	
C-E.16		Basic Equine Practice Part Two	
C-VC.3		Cardiovascular Therapeutics	
C-VDI.1		Imaging in Practice	
2 September 2019 – 20 December 2019 Enrolment Deadline: 18 July 2019		A-FAVP.1	Foundations in Advanced Veterinary Practice
		B-EP.3	Equine Practice
	C-E.3	Equine General Medicine	
	C-VA.3	Critical Care & Analgesia	
	C-E.5	Basic Equine Surgery	
	C-E.10	Stallion Reproduction & Breeding Management	
	C-E.12	Equine Dental Anatomy & Physiology	
	C-E.17	Basic Equine Practice Part Three	
	C-VDI.4	Large Animal Diagnostic Imaging (A)	
	C-VC.1	Cardiovascular Anatomy, Physiology & Pathology	
	6 January 2020 – 24 April 2020 Enrolment Deadline: 28 November 2019	A-FAVP.1	Foundations in Advanced Veterinary Practice
		B-EP.3	Equine Practice
		C-E.1	Equine Gastrointestinal Disease & Intensive Care
C-E.4		Neuromuscular, Behaviour & Special Senses	
C-E.6		Equine Lameness (A)	
C-E.11		Care & Management of Foal & Yearling	
C-E.13		Equine Dental Care, Diagnosis & Treatment	
C-E.15		Basic Equine Practice Part One	
C-VDI.1		Imaging in Practice	
C-VC.2		Cardiovascular Diagnostics	
C-VDI.5		Large Animal Diagnostic Imaging (B)	

PGCert, PGDip and MSc in *Veterinary Professional Studies*

What is the PGCert in Veterinary Professional Studies and how is it related to the CertAVP?

All our CertAVP modules are approved by the University of Liverpool with each module being worth 10 credits. This means that successful completion of the CertAVP with the University of Liverpool now also gives you 60 credits towards the Veterinary Professional Studies programme, and you can graduate with a PGCert in Veterinary Professional Studies alongside your CertAVP, with no extra study involved!

Hooked on postgraduate study?

You can now continue your study and build on the credits earned from a CertAVP to gain a higher degree, and once you have your PGCert (CertAVP) you are already one third of the way to achieving a Masters!

PGCert (CertAVP) = 60 credits

PGDip = 120 credits

MSc = 180 credits

Further modules can be selected to gain the total of 120-credits required for a PGDip. These can be selected from any of the CertAVP, VBM modules or from a selection of modules designed specifically for the PGDip (see opposite).

Once you have gained 120-credits, you can graduate with a PGDip, or continue to study towards an MSc. PGCert, PGDip and MSc in Veterinary Professional Studies.

To gain an MSc, you must then go on to complete a 60-credit research project module. In this module you will learn the skills needed to design a study, often based on clinical data that you can collect from practice, and will be fully supported to complete your own research project.

Our website has a lot more information on higher awards in the Veterinary Professional Studies programme or call or email us to discuss the possibilities further.

Additional modules available

Clinical Practice 1 (20 credits)

A clinical placement equivalent to four full weeks at a clinical practice relevant to the postgraduate pathway being taken.

Clinical Practice 2 (20 credits)

As for Clinical Practice 1, but in a different setting.

Evidence-Based Veterinary Medicine (10 credits)

Develops an understanding of the theory and practice of EBVM, including advantages and limitations, to improve and enhance clinical decision making in practice. This module is CertAVP accredited.

Clinical Audit (10 credits)

Develops the theory and practice of clinical audit and its practical application in veterinary practice.

This module is CertAVP accredited.

Animals and Humans in Society (20 credits)

Introduces the role of social sciences in the study of animal health and the impacts of animals in society (focusing on contemporary issues in Europe and Africa).

External Placement (20 credits)

A clinical placement equivalent to four full weeks at a government department or agency, research institute, wildlife park or zoo relevant to the postgraduate pathway being taken.

Introduction to Epidemiology (20 credits)

Introduces basic concepts in epidemiology; the concept of study design and analysis, diagnostic tests, surveillance and risk analysis. Includes an introduction to mathematical modelling and network analysis.

I feel that I learn something new in each unit, both from the readings and the online discussions between colleagues.

Overall this module has been brilliant. Very well structured with clear information and excellent support from the administrative and academic teams.



Certificate in *Veterinary Business Management* (CertVBM)

This programme is for vets or other personnel involved with practice management who are looking to improve their business as opposed to their clinical skills. It is open to candidates who hold an undergraduate degree in Veterinary Science, Veterinary Nursing or a Business Management related subject. If you do not have the necessary prerequisite higher education training, but have been working in Veterinary Business Management for over 12 months you may be considered for the programme on a case-by-case basis.

Please get in touch to discuss this.

The CertVBM modules fit together as part of a fully-taught, structured e-learning programme. Assessment is on-going throughout each module and feedback is provided by module tutors. The flexible, part-time format is designed to fit around work and family commitments.



To gain a CertVBM you must complete:

1x Introductory Module:	Introduction to Veterinary Business Studies	£300
4x Core Modules:	Business Strategy & Entrepreneurship	£600
	Finance, Accounting & Resource Management	£600
	Human Resources	£600
	Marketing & Finance	£600
1x Final Module:	Work-Based Learning	£900

How do I enrol?

You only need to enrol and pay for one module at a time, and can take a break between modules should you choose.

See our website for full booking details.

Module Start & Finish Date	RCVS Module Code	Module Title
7 January 2019 – 26 April 2019 Enrolment Deadline: 29 November 2018	Intro C-VBM.4 C-VBM.2 Final	Introduction to Veterinary Business Studies Business Strategy & Entrepreneurship Finance, Accounting & Resource Management Work-based Learning
6 May 2019 – 23 August 2019 Enrolment Deadline: 28 March 2019	Intro C-VBM.1 C-VBM.3 Final	Introduction to Veterinary Business Studies Marketing Human Resources Work-based Learning
2 September 2019 – 20 December 2019 Enrolment Deadline: 28 November 2019	Intro C-VBM.4 C-VBM.2 Final	Introduction to Veterinary Business Studies Business Strategy & Entrepreneurship Finance & Accounting Work-based Learning
6 January 2020 – 24 April 2020 Enrolment Deadline: 28 November 2019	Intro C-VBM.1 C-VBM.3 Final	Introduction to Veterinary Business Studies Marketing Human Resource Work-based Learning

The four core modules have also been approved by the RCVS as C-modules, which can be counted towards the Certificate in Advanced Veterinary Practice (CertAVP).

Overall loved it! Would love to sign up, each year, for a mini-module to keep up-to-date and get a decent quantity of quality CPD. Can I sign up for this time next year already?!

Equine Workshops

January – December 2019

All workshops will take place at the University of Liverpool's Leahurst Campus unless stated.

A discounted price of £550 is available when two workshops are booked together. To obtain discount contact vpuoffice@liv.ac.uk

Date	Workshop Title	Price	Code
4 & 5 March 2019	Advanced Equine Dentistry for Practitioners	£295/£550*	EQ1901
14 March 2019	Practical Techniques in Equine GI Medicine	£295	EQ1902
18 April 2019	Practical Lameness and Diagnostic Evaluation	£295	EQ1903
3 & 4 June 2019	Medical & Orthopaedic Ultrasound Workshop	£295/£550*	EQ1904
25 June 2019	Equine Cardiology – Beyond the Basics (in conjunction with BEVA)	Please book directly with BEVA**	
11 July 2019	Practical Equine Wound Management Workshop	£295	EQ1905
15 & 16 October 2019	Medical & Orthopaedic Ultrasound Workshop	£295/£550*	EQ1906
23 October 2019	Practical Equine Dentistry (Based at Twemlows)	£295	EQ1907
20 & 21 November 2019	Equine Oncology for Practitioners	£550	EQ1908
26 & 27 November 2019	Practical Techniques in Medicine & Surgery	£295/£550*	EQ1909

*£295 for one day or £550 for both.

**www.beva.org.uk



Looking to maintain *Advanced Practitioner* status?

Looking for cost effective designation specific online CPD?

Would you like to join an online community of like-minded vets to ensure you keep up to date with recent developments in your area of interest?

Why not try our new CPD Mini Modules?

Each module will provide 25 hours of designation specific CPD

Over five weeks each designation specific mini module will cover a different weekly topic in an area in which there may have been changes, advances or controversy in recent years.

With online lectures, discussion boards and weekly self-assessment tests designed to help support your learning these short designation specific modules provide a fun and interactive way to ensure you keep up to date in your area of interest.

Developed and aimed towards the more experienced veterinary surgeon, the module content has been developed by veterinary specialists at the forefront of current veterinary research.

Each module will provide:

- Five weeks of online teaching material with weekly lectures, readings and interactive discussion boards
- Full access to the University of Liverpool online library
- Access to veterinary specialists
- The chance to join an online network with vets with a similar area of interest.

See page 02 for more details and dates in 2019.



Contact us


www.liverpool.ac.uk/cpdvets

Tel: +44 (0)151 794 6016

Email: vpuoffice@liv.ac.uk

 [@LivPGvets](https://twitter.com/LivPGvets)

 www.facebook.com/LivPGvets



Veterinary Postgraduate Unit
Leahurst Campus
University of Liverpool
Chester High Road
Neston CH64 7TE