

# a MUSEUM for ME

Museums have traditionally functioned as spaces that conserve, research and display objects which our societies consider important. Nowadays, however, museums are doing so much more. Whilst they continue to conserve physical objects, they are also trying to include and preserve **our memories** of the past – our **less tangible but very real heritage**. Museums today also seek to incorporate stories and viewpoints of many other social actors who were not previously represented in these spaces.

Museums today are places where **each one of us has a role to play**, by contributing our life experiences for the purpose of creating a better world. Museums are spaces where everyone is welcomed, where we can engage in **dialogue** and take space to **reflect** critically on our past, **our present difficulties** and the future we desire.

Currently, we are all going through very difficult times. The coronavirus pandemic means **we have all had** to change our routines, and most people on the planet now find themselves confined to their homes.

Even though it will not be forever and we will return to normal life again, we all have a duty to **preserve the memory** of this moment in history when, even though we have kept ourselves apart, we have never felt more united to one another.

Here you have a set of fun activities that you can do at home, using whatever materials you have to hand. There's no need to print out the sheets – if you don't have a printer, you can just copy the templates and designs onto any piece of paper.

LOCKDOWN EDITION



Museo Nacional de Colombia



UNIVERSITY OF LIVERPOOL




Arts and Humanities Research Council





This is what **my** lockdown world looks like...  
How would you represent your experience of lockdown so far?

Remember that you can make a drawing, or stick on photos or cuttings, or display your world in any way and with any material that you want.






You can also represent **your** world in three-dimensional form.

Remember that you can make a drawing, or stick on photos or cuttings, or display your world in any way and with any material that you want.

Cut along the outlines and fold along lines **1**, **2**, **3** and **4** to create a space with four walls. Finally, stick the flaps on edges **1** and **3** to sides **2** and **4**, so that the structure can stand up on its own.





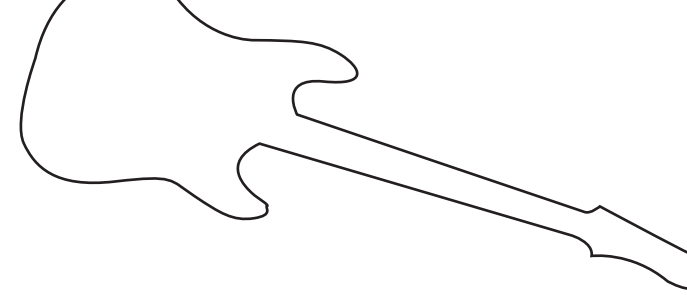
CUT along the continuous lines

FOLD along the dotted lines

Before you start cutting out and building your museum space, we suggest you first draw or paint whatever you would like to feature on the walls, or on the floor of the model. It's a lot easier to draw or colour-in when the paper is still flat, than when the model is set up.



This is what **my** lockdown world sounds like ...  
What do you hear in everyday life? Music, noise, conversations?  
How can you show this to us?





This is what is missing from **my** lockdown world ...  
What is it you need that you don't have? Who or what are you missing?

A large rectangular frame with a decorative border of repeating scroll patterns. The interior of the frame is blank, intended for a drawing or illustration.



This is what **my** world was like before the lockdown...

Draw a timeline that shows the most important moments or events in your life up until now.

Draw a line and at the end, write down your age. Now divide your line (timeline) into years or key moments, and organise your experiences and memories into different stops along the line.

The divisions don't have to be exact – there are bound to be years or moments when much more happened to you, than at other times.



I was born on this date...

0



My age today is ...

Time never stands still, and neither will you – your timeline will keep on running and running ...  
How would you like your future world to look?

Remember you don't have to write about the events on your timeline if you don't want to; you can draw them instead, or stick on pictures or stickers or cuttings, whatever you want!



Stories from **my** lockdown life ...

Can you imagine making a mini-theatre and putting on a play in your own home?

Cut out the grey section to make a stage for your own mini-theatre

Think about what story or stories you would like to tell about your lockdown life ...

Make your own characters for the play (you can use the models offered here, or design your own figures)

Now for the best bit .... bring your characters to life with your fingers!

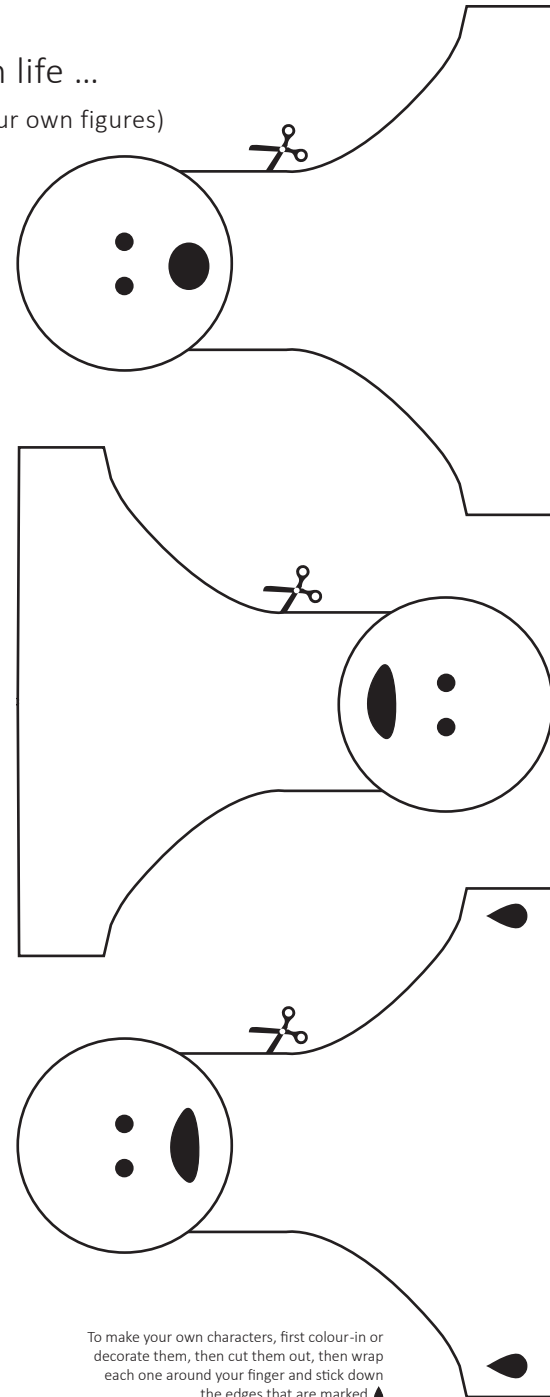
Create your own characters

**What's their hair like?**

**How are they dressed?**

Now design and decorate your own theatre  
What colour will the curtain be? What about the ceiling and columns?

Cut and pop out the grey section



To make your own characters, first colour-in or decorate them, then cut them out, then wrap each one around your finger and stick down the edges that are marked