

Pain in autism: sensation, feeling and behaviours, what might differ?

Dr David Moore

Liverpool John Moores University

Somatosensory and Affective Neuroscience Research Group



What is autism?

- Originally identified by Leo Kanner (1943) and Hans Asperger (1944).

DIAGNOSTIC AND STATISTICAL
MANUAL OF
MENTAL DISORDERS
FIFTH EDITION

DSM-5

AMERICAN PSYCHIATRIC ASSOCIATION



Social communication
interactions



Restricted
patterns of
interests and
activities



Sensory disturbances

Why study pain in ASD




Rationale for research

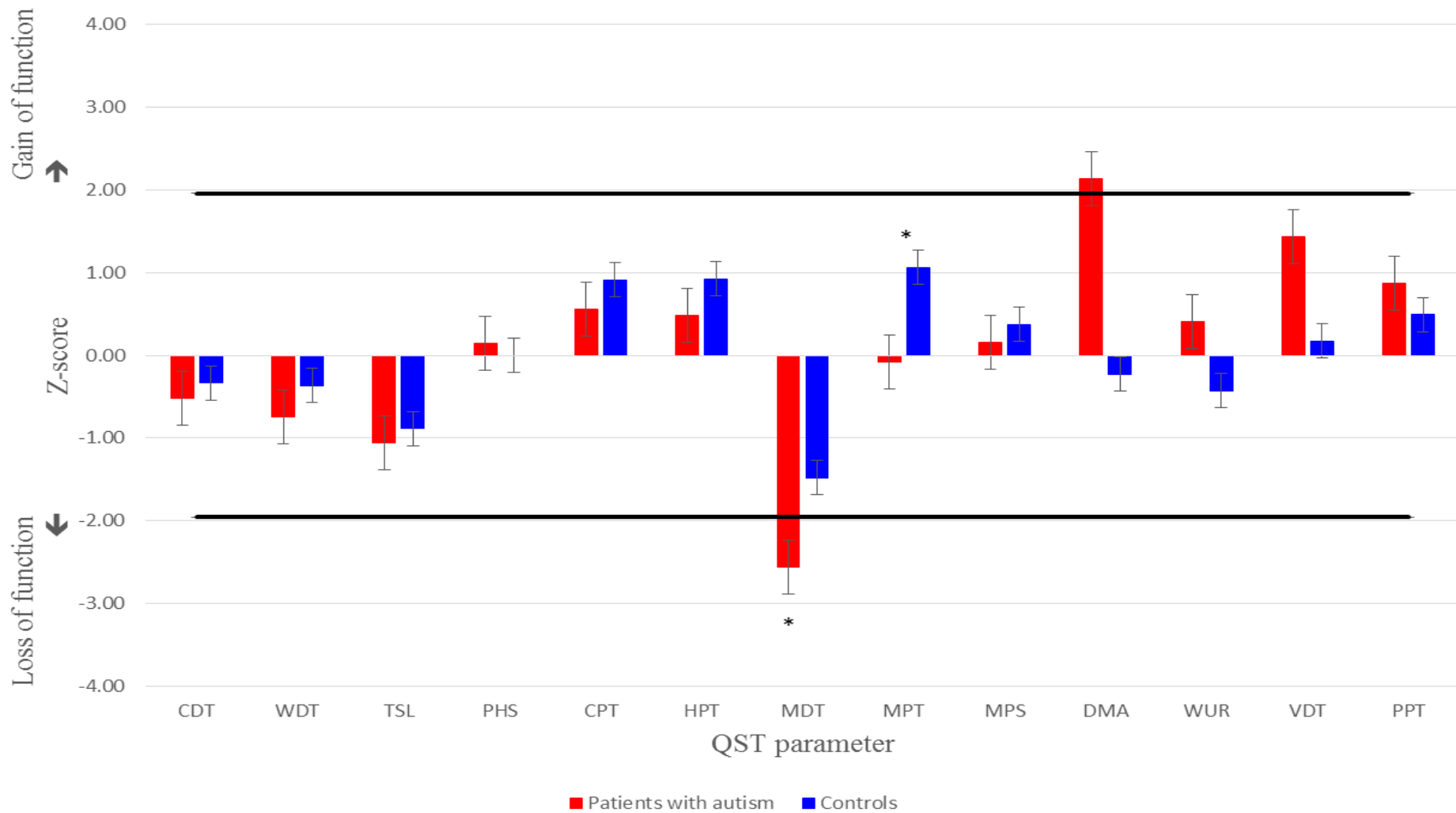
- Builds on the limited evidence of differences in pain sensitivity on psychophysically sound tests.
- The systematic use of a battery tests which differently activate fibers will help to characterize sensory alterations in ASD
- The use of tests which include published norms facilitates the examination of individual somatosensory profiles

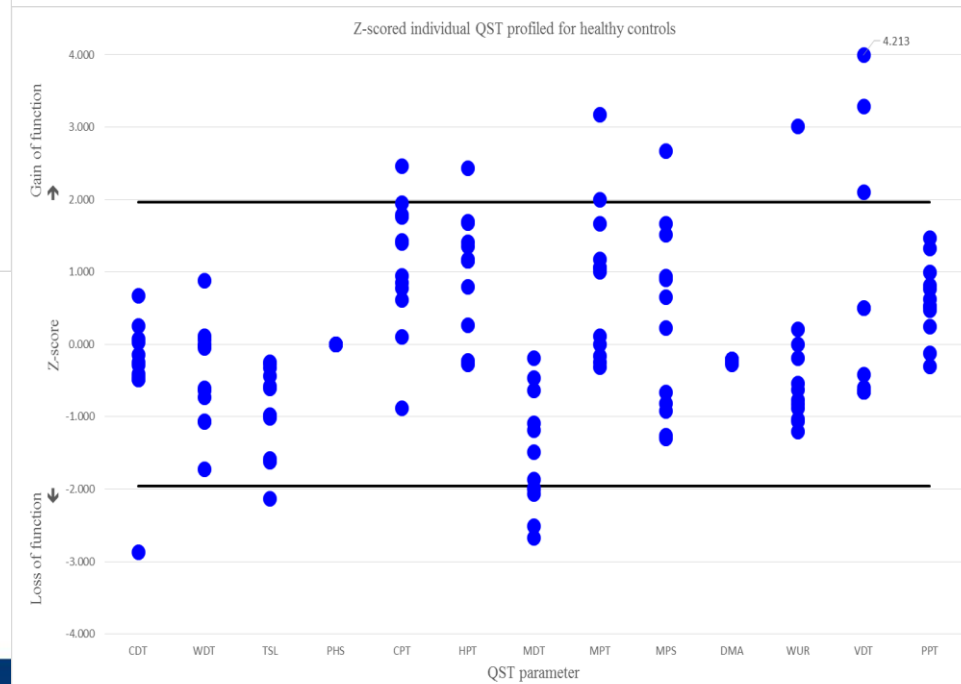
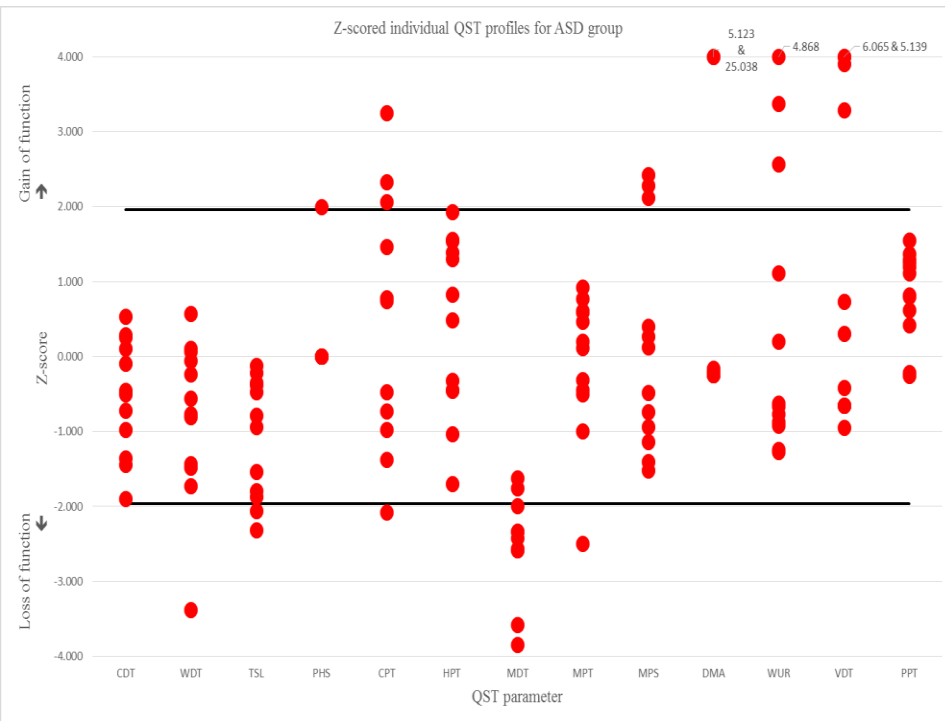
Methods

- Thermal detection and pain
- Mechanical Detection
- Mechanical Pain
- Vibration
- Pressure Pain



Group Z-scores for QST parameters





Conclusion
Population of
individuals with
ASD have typical
capacity to
experience pain

How do we examine this better?

- How big is pain in ASD?
- We need to treat individuals with ASD as individuals
- Look at pain in context
- How do people with autism communicate pain?
 - What is the function of pain behaviours
- Understand the development of pain in ASD
- Pain management in autism

Somatosensory & Affective Neuroscience Research Group

- Prof Francis McGlone
- Dr David Moore
- Dr Susannah Walker
- Dr Sarah Vaughan
- Dr Connor Haggerty
- Dr Sharon Smith
- Dr Adarsh Makdani
- Dr Andrew Marshall
- <http://somaffect.org/>

Collaborators

- Carissa Cascio
- Elaine Heaver
- Michelle Failla
- Rhiannon Edwards
- Jim Bodfish
- Geoff Bird
- Norsheen Hadjickani