




UNIVERSITY OF
LIVERPOOL



Garstang Online Resources for Schools



























Ancient Egyptian Hieroglyphs Key Stage 2 Activity Pack



Can you find any Hieroglyphs in this room? Look at the image and then do the exercises below.

1. What are hieroglyphs?

The Ancient Egyptians wrote their language down using hieroglyphs. Hieroglyphs are pictures of everyday things in the Ancient Egyptian world. Here is the ancient Egyptian alphabet. What pictures can you see?

A		N	
B		O	
C		P	
D		Q	
E		R	
F		S	
G		T	
H		U	
I		V	
J		W	
K		X	
L		Y	
M		Z	

2. Translating Hieroglyphs

Egyptian Kings (called Pharaohs) used to write their names in a loop of rope, called a *cartouche*, as a symbol of protection.

The image below is a *cartouche* with a Pharaoh's name in it. Using the hieroglyphic alphabet sheet, let's see if we can find out who this famous Pharaoh is. After that, it's your turn to write your name in a cartouche...



This Pharaoh's name is

Did you manage to translate his name? Well done. He is famous for building this. What is it?



.....

3. Now it's your turn. Can you write your name in hieroglyphs in this cartouche?

